

OVERVIEW:

Several new families from Colombia have come to your school. In order to help them adjust to their new school, your principal has asked you to learn about the schools in Colombia, discuss with your classmates what activities/classes you like most, and create a short multimedia presentation in which you compare and contrast your school with schools in Colombia. Your principal will choose the best presentations to post on the school website.

NOTE TO TEACHERS OF OTHER LANGUAGES: To find an appropriate authentic text in your language, add site: followed immediately by the two letter country code. For example, if you are looking for authentic texts in France you would follow your keyword search with site:fr. For a complete list of country codes visit http://goes.gsfc.nasa.gov/text/web_country_codes.html. If you use Google as a search engine, you may conduct an advanced search and indicate the reading level. For Novice-Mid students, select a text that is easy to understand, has lots of repetition, and includes visual support.

INTERPRETIVE MODE:

SLO #1: Skim and scan culturally authentic audio, video or written text from electronic information sources and other sources to identify information related to a typical school day in the target culture(s).













SLO #2: Use physical response to demonstrate understanding of classroom routines.

- A.** In order to understand how a school day is for your new friend, you watch a video/listen to your teacher read a script of a school in Colombia. Listen carefully and choose the answer that best represents what you hear. Note to teacher: The script for the video can be found at the end of this document. You may wish to read or have the questions and possible responses read prior to playing the video or reading the script.

4	What grade is Julián in?	5
6:45	What time does Julián arrive to school?	7:45
Physical Education	What class is not mentioned in the video?	Cooking
Social Studies	What class is not mentioned in the video?	English
Dance	What do students do during expresión corporal?	Paint
Book	What do students read during club de lectura?	Poem
Breakfast	Which meal(s) do students have in the cafeteria?	Lunch
Recess	What do students do after lunch?	Nap
35 minutes	For how long?	45 minutes
2:00	What time do students return home?	3:00

B. Listen as your teacher gives some classroom directions. Choose the picture that best describes what he or she is asking you to do and write the number next to the picture. You will hear ten statements. Note to teacher: An alternate assessment may be done using the same statements and asking students to respond using gestures or actions.





1. Hagan cola.
2. Afilen el lápiz.
3. Abran el libro.
4. Saquen una hoja de papel.
5. Levanten la mano.
6. Saquen la mochila.
7. Pongan el abrigo en el armario.
8. Cierren todos los libros.
9. Saquen un bolígrafo.
10. No deben tener nada en el pupitre.

INTERPERSONAL MODE:

SLO #3: Ask and respond to memorized questions about a typical school day using digital tools and face-to-face communication through the target language.

When you share a typical school day with your new classmates from Colombia, you will want to tell them about your favorite classes/activities. First make a list of your classes/activities in Spanish starting with your favorite class/activity and ending with your least favorite. Include at least six classes/activities. Next, interview a classmate/your teacher to find out his/her preferences with regards to classes/activities. Record his/her responses on the chart below and use a digital recorder to capture your conversation. There may be some classes/activities that either you or your classmate do not mention.

Note to teacher: For younger students, you may wish to give them pictures asking them to arrange the pictures from favorite to least favorite. To assess whether your students are performing at the Novice-Mid level, please use the Interpersonal Speaking rubric found at <http://flenj.org/CAPS/rubrics.shtml>.

PRESENTATIONAL MODE:

SLO #4: Produce a multimedia rich presentation that compares school life in the home and target culture(s).

In order to help your new classmates feel more comfortable in their new school environment, you prepare a multimedia presentation in which you use pictures and recorded voice to compare what you have learned about school life in Colombia with your school experience. Your principal is going to choose the best presentations for posting on your school website.

Note to teacher: To assess whether your students are performing at the Novice-Mid level, please access the Presentational Writing rubric found at <http://flenj.org/CAPS/rubrics.shtml>. Under *Am I understood*, replace: *My spelling is inaccurate* and *My punctuation does not follow conventions* with *My pronunciation is inaccurate*.

Un Día en Mi Colegio- Script

Hola, mi nombre es Julián Santiago Vanegas Téllez
 Estudio en el colegio el Jordán,
 Estoy en grado cuarto,
 Y pues yo les voy a contar como es un día en el colegio.

Llegamos a las 6:45 a.m. al colegio, algunos llegamos en rutas, o a algunos nos traen nuestros papitos.

Nosotros en el colegio tenemos clases como arte, expresión corporal, ingles, lingüística, literatura, educación física, informática, ciencias naturales.

Eh...ingles, la vemos desde muy pequeñitos y nos enseñan a desarrollar nuestra lengua ingles.

(Teacher in English class)

En expresión corporal nosotros hacemos bailes, nos enseñan a mover el cuerpo, nos ponen videos para bailar y nos enseñan muchas canciones divertidas.

(Teacher in class of corporal expression)

Tenemos un club de lectura, con nuestros profesores en ingles o en literatura y leemos cuentos como el plan lector...y el libro que más me ha gustado es Tomas No Quiere Zapatos.

(Teacher Reading to students)

Aquí en nuestro colegio Jordán, tenemos actividades didácticas, viene por ejemplo personas de otros lugares a enseñarnos por ejemplo paraque sirven estas cosas.

(Students learning about ECOPETROL, a company from Colombia, that is teaching kids how to use energy appropriate)

Nosotros aquí en el colegio tenemos una cafetería grande,

Y ahí podemos almorzar, o nosotros podemos traer almuerzo desde la casa y lo calentamos aquí en los hornos microondas que tenemos en la cafetería.

(Show students in the cafeteria)

Después de almuerzo los niños pequeñitos duermen como 45 minutos.

(Show kids taking a nap in the classroom)

Y pues, después salen para sus clases.

(Students in religión class)

Después de tener nuestras clases aquí en el colegio, Salimos a nuestras rutas a las 3 de la tarde. Y nos dirigimos a nuestras casas.